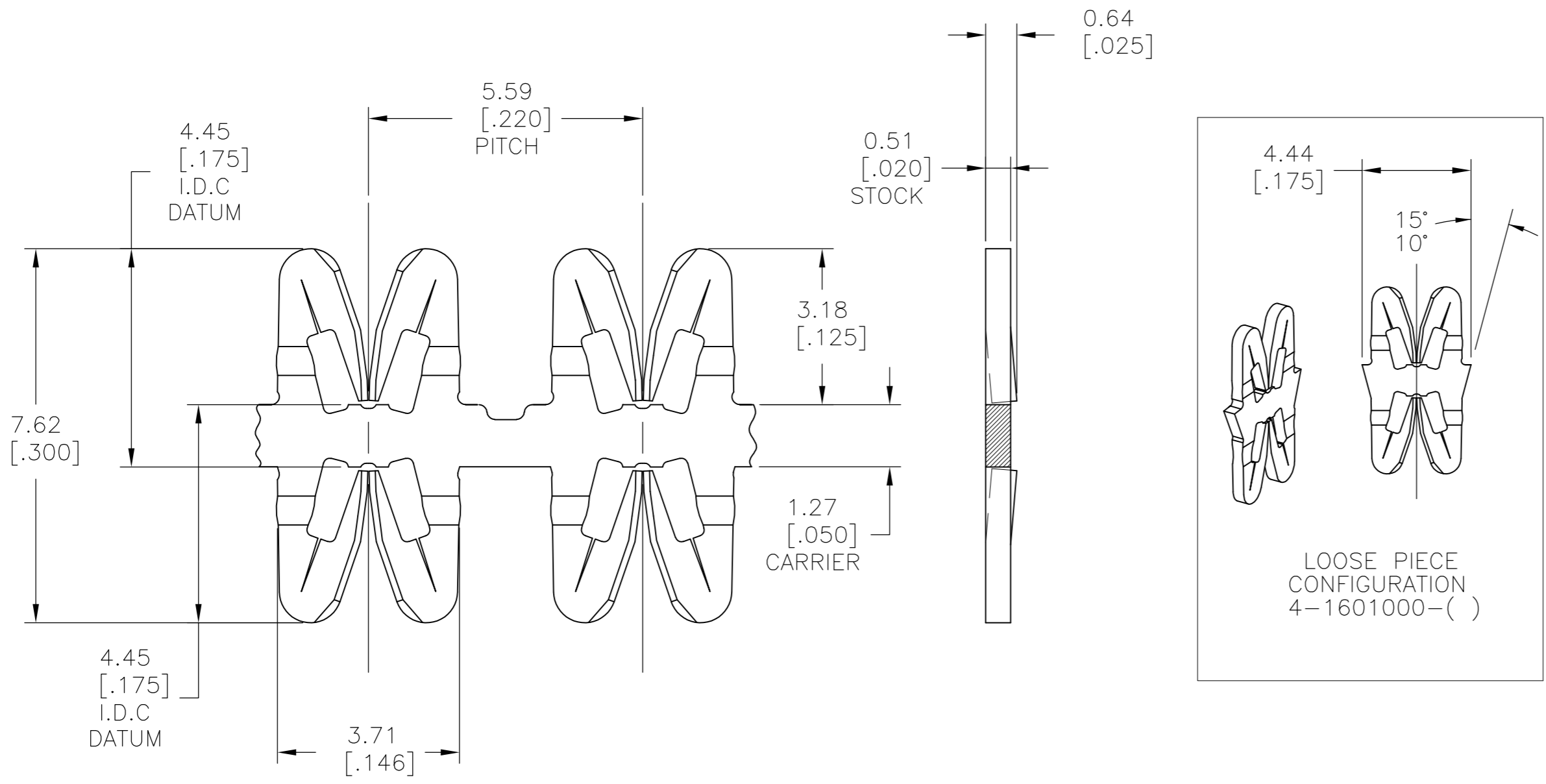
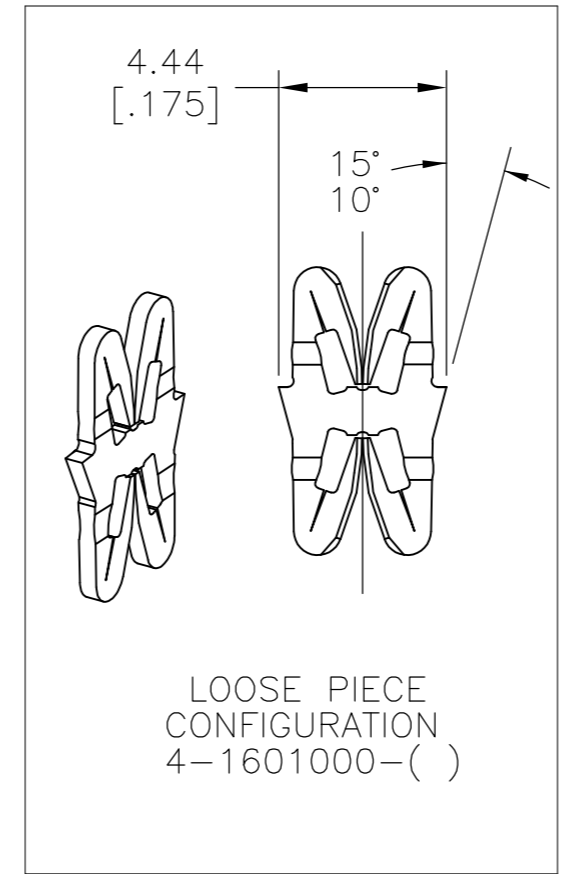


THIS DRAWING IS UNPUBLISHED. RELEASED FOR PUBLICATION  
 © COPYRIGHT BY TYCO ELECTRONICS CORPORATION. ALL INTERNATIONAL RIGHTS RESERVED.

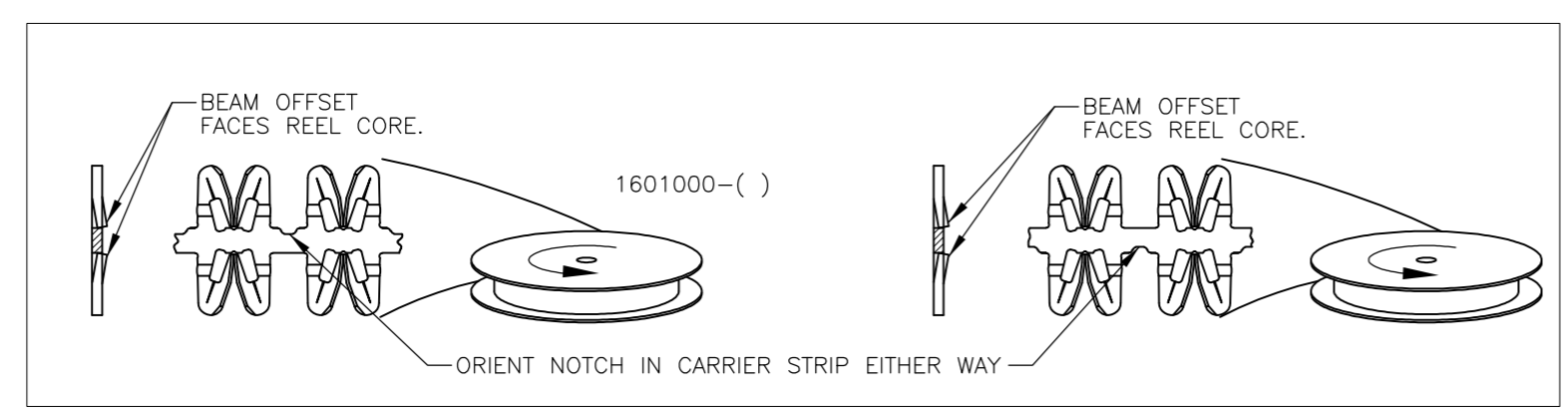
LOC	DIST	REVISIONS			
P	LTR	DESCRIPTION	DATE	DWN	APVD
AF	50	C3	REVISED PER ECR-09-008562	29APR09	HMR GJ



- SPECIFICATIONS:  
 MAGNET WIRE #18 - #34 AWG,  
 1.02(.040) - 0.16(.006) DIA COPPER.  
 LEAD WIRE #18 - #22 AWG,  
 0.8(.031)mm<sup>2</sup> - 0.3(.011)mm<sup>2</sup> STRANDED,  
 BONDED OR SOLID WITH PVC INSULATION  
 MAX INSULATION O.D. 2.9(.115)  
 NO STRIPPING REQUIRED. OTHER INSULATION TYPES.  
 MAY BE ACCOMMODATED, CONSULT  
 TYCO ELECTRONICS FOR APPROVAL.
- POCKET RECOMMENDATION: #1601421  
 ALTERANTE POCKET : #1601462
- TERMINAL APPLICATION TO COMPLY WITH  
 TYCO ELECTRONICS SPECIFICATION 114-13166  
 FIGURE 3 OR 4
- REDUCED QUANTITY PACKAGING
- PRELIMINARY - NOT FOR PRODUCTION.



TERMINAL TO UNWIND FROM REELS BY EITHER METHOD SHOWN:



OBSOLETE	UNPLATED	031-501-000	9-1601000-1
OBSOLETE	UNPLATED	231-001-000	6-1601000-1
	POST NICKEL PLATED	-	5-4-1601000-3
	POST TIN PLATE OVER COPPER UNDERPLATE	031-001-001	4-1601000-2
	UNPLATED	031-001-000	4-1601000-1
	POST TIN PLATE OVER COPPER UNDERPLATE	-	4-3-1601000-2
	POST TIN PLATE OVER COPPER UNDERPLATE	131-001-001	1601000-2
	UNPLATED	131-001-000	1601000-1
	FINISH	REFERENCE PART NUMBER	PART NUMBER
THIS DRAWING IS A CONTROLLED DOCUMENT.		DWN J.WELLER 11JAN2002 CHK M.FEHER 11JAN2002 APVD K.RANDOLPH 11JAN2002	Tyco Electronics Corporation Harrisburg, PA 17105-3608
DIMENSIONS: mm [INCHES]	TOLERANCES UNLESS OTHERWISE SPECIFIED: 0 PLC ± - 1 PLC ± 0.25[.010] 2 PLC ± 0.13[.005] 3 PLC ± - 4 PLC ± - ANGLES ± 2°	PRODUCT SPEC 108-2085 APPLICATION SPEC	NAME STANDARD RANGE WIRE TO WIRE SIAMEZE TERMINAL
MATERIAL BRASS, SPRING HARD	FINISH SEE TABLE	WEIGHT -	SIZE A2 CAGE CODE 00779 DRAWING NO C=1601000 RESTRICTED TO -
CUSTOMER DRAWING		SCALE 10:1	SHEET 1 OF 1 REV C3